

Paper Processing & Packaging Limited's Virtual AGM System Manual



Supported Browser: Latest version of


Google Chrome , Microsoft Edge , Opera , Safari , Mozilla Firefox 


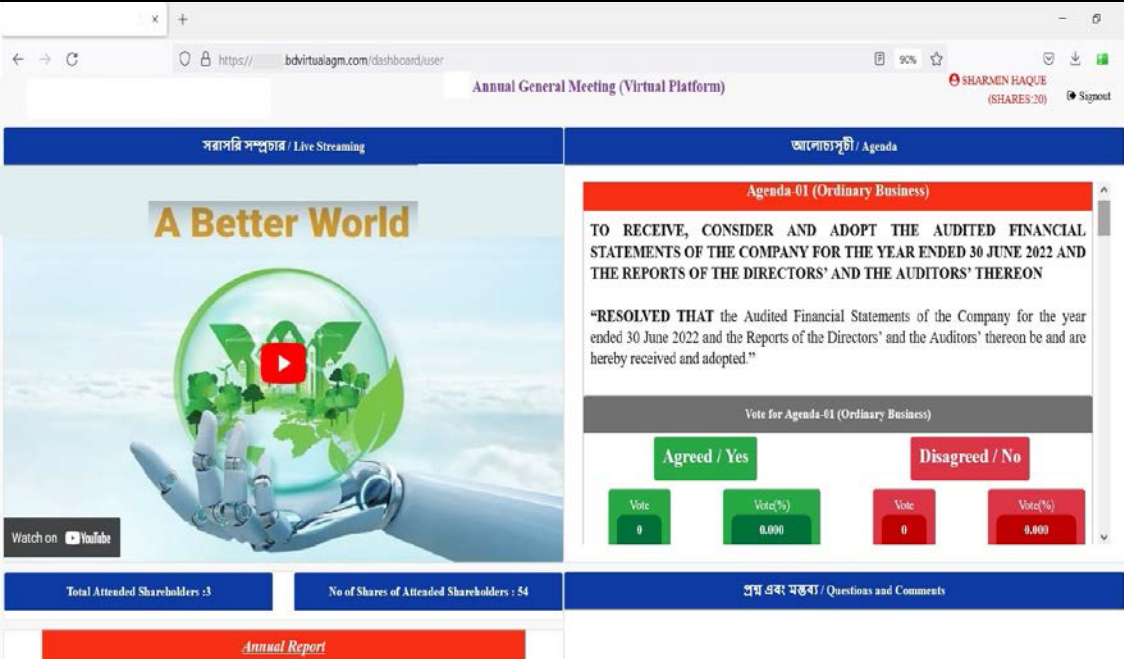
Supported Device: Laptop, Desktop, Tab and Mobile (android/ iPhone).

Virtual AGM with the Following Simple steps for Shareholders:

 Step - 1	Log in to the link:
	https://pppl.bdvirtualagm.com

 Step - 2	Log on interface:	
	Before Activation	After Activation
	<p>AGM will be held on 08th December 2022 (Tuesday) at 12:15 p.m. Link will be activated on 07th December 2022 (Monday) at 10:00 AM</p>	

 Step - 3	Login screen:	Sign In	Sign In
	<p>a) Enter 16 digit BO number or Folio number* b) Click Go button then c) Click Login button</p>	<p>BO/Folio/Admin/Scrutinizer ID:*</p> <input type="text" value="Type your ID"/> <input type="button" value="Go"/>	<p>BO/Folio/Admin/Scrutinizer ID:*</p> <input type="text" value="1201470000000001"/> <input type="button" value="Go"/>

 Step - 4	Shareholders can see:	
	<p>a) Live Streaming, b) Total Attendance (Number of Shareholders with Total Shares), c) Agenda & Agenda wise Voting Result d) Question & Comments.</p>	
		

Shareholders can do:

Shareholders can Vote (**Yes/ No**) for any Agenda

Click on **Green** Button **For Favor** or

Click on **Red** Button **For Against**

Step - 5

আলোচ্যসূচী / Agenda

Agenda-01 (Ordinary Business)

TO RECEIVE, CONSIDER AND ADOPT THE AUDITED FINANCIAL STATEMENTS OF THE COMPANY FOR THE YEAR ENDED 30 JUNE 2022 AND THE REPORTS OF THE DIRECTORS' AND THE AUDITORS' THEREON

“RESOLVED THAT the Audited Financial Statements of the Company for the year ended 30 June 2022 and the Reports of the Directors' and the Auditors' thereon be and are hereby received and adopted.”

Vote for Agenda-01 (Ordinary Business)

Agreed / Yes

Disagreed / No

Vote

0

Vote(%)

0.000

Vote

0

Vote(%)

0.000

Step - 6

Shareholders can do:

Shareholder can submit Question or Comments.

Type your Question or Comments (English or Bangla) then click **Submit** Button.

প্রশ্ন এবং মন্তব্য / Questions and Comments

আপনার প্রশ্ন / মন্তব্য লিখুন (Type Your Questions / Comments)

Submit